



Finnvera Investor Presentation

Finland's Export Credit and
SME Financing Agency

June 2024



Disclaimer

IMPORTANT: YOU ARE ADVISED TO READ THE FOLLOWING CAREFULLY BEFORE READING, ACCESSING OR MAKING ANY OTHER USE OF THE MATERIALS THAT FOLLOW.

These materials have been prepared by and are the sole responsibility of Finnvera (the "Issuer") and have not been verified, approved or endorsed by any lead manager, bookrunner or underwriter retained by the Issuer. No representation or warranty, express or implied, is made as to, and no reliance should be placed on, the fairness, accuracy, completeness or correctness of the information or opinions contained herein.

These materials are provided for information purposes only and do not constitute, or form part of, any offer to sell, purchase or otherwise acquire or dispose of, or any solicitation in respect of, any debt or other securities of the Issuer ("securities"). These materials are not intended to provide the basis for any credit or any other third party evaluation of the Issuer or such securities. Any offer, sale or invitation in respect of securities will be done pursuant to separate and distinct prospectus, offering circular or other equivalent document (a "prospectus") and any decision to purchase or subscribe for any securities should be made solely on the basis of such prospectus and not these materials.

These materials may contain projections and forward looking statements. Any such forward-looking statements involve known and unknown risks, uncertainties and other factors which may cause the Issuer's actual performance or achievements to be materially different from any future performance or achievements expressed or implied by such forward-looking statements. Any forward-looking statements will be based upon assumptions of future events which may not prove to be accurate. Any such forward-looking statements in these materials will speak only as at the date of these materials and the Issuer assumes no obligation to update or provide any additional information in relation to such forward-looking statements.

These materials must not be reproduced, redistributed or passed on to any other person or published, in whole or in part, for any purpose without the prior written consent of the Issuer.

These materials are not intended for distribution to, or use by any person or entity in any jurisdiction or country where such distribution or use would be contrary to local law or regulation. In particular, these materials are for distribution in the United Kingdom only to persons who meet the following criteria: 1. (i) investment professionals falling within Article 19(5) of the Financial Services and Markets Act 2000 (Financial Promotion) Order 2005 (the "Order") or (ii) persons falling within Article 49(2)(a) to (d) ("high net worth companies, unincorporated associations etc") of the Order or 2. persons to whom these materials may otherwise be directed without contravention of section 21 of the Financial Services and Markets Act 2000 (all such persons being referred to as "relevant persons"). These materials must not be acted or relied on by persons who are not relevant persons. In member states of the European Economic Area, these materials are only directed at persons who are "qualified investors" within the meaning of Article 2(1)(e) of Directive 2003/71/EC. These materials are only being provided to persons outside the United States in connection with offshore transactions in reliance on Regulation S under the US Securities Act of 1933 (the "US Securities Act"). By reading these materials the recipient warrants and acknowledges that it falls within the category of persons referred to above.

Contents


Finnvera in Brief
Business Review
ESG
Funding
Appendices



Finnvera in Brief

Finnvera's Role

- **Finnvera promotes the exports and the SME sector by financing various stages of business with loans and guarantees.**
- **Task is to supplement the financial services provided by the private sector.**
- Finnvera's clients are Finnish micro-, small and medium sized enterprises operating on the Finnish market or seeking growth through internationalisation.
- Our clients also include large Finnish corporations engaged in the export trade, their foreign customers, and domestic and foreign banks providing financing for exports.
- **Finnvera is:**
 - The official Export Credit Agency (ECA) of Finland
 - The State-backed financier of Finland's SME sector



Finnvera Group in Brief

- Specialised financing company owned 100% by the Republic of Finland.
- Debt obligations explicitly guaranteed by the Republic of Finland.
- Rating of debt obligations Aa1/P-1 by Moody's and AA+/F1+ by Fitch.

KEY FIGURES, MARCH 2024

LENDING & GUARANTEE COMMITMENTS

Domestic
€3.0
billion

Exports
€24.7
billion

BALANCE SHEET

€14.3
billion

RESULT Q1

€54
million

Finnvera's role and impact in society

Figures of the reference year 2022 are in parentheses.



Impacts on society

Domestic financing offered:

MEUR 2,104

(1,260)

Start-ups launched with the help of financing:

1,666 pcs

(1,931)

Jobs created with the help
of domestic financing:

4,835

(6,001)

Export credit guarantees
and special guarantees offered:

MEUR 5,102

(5,676)



Social impacts

Personnel expenses:

MEUR 32

(30)

Personnel training:

MEUR 0.5

(0.4)

Personnel work energy level:

4.3/5

(4.3/5)

ESG assessment, export
credit guarantees granted:

321 pcs

(295)



Environmental impacts

Emissions from Finnvera's own operations:

549 t CO₂e

(637)

Emissions from financed projects:

5.8 Mt CO₂e

(9.0)

Finnish exports:

to 85 countries

(94)

Renewable's share of export exposures
related to energy production:

38%

(36)



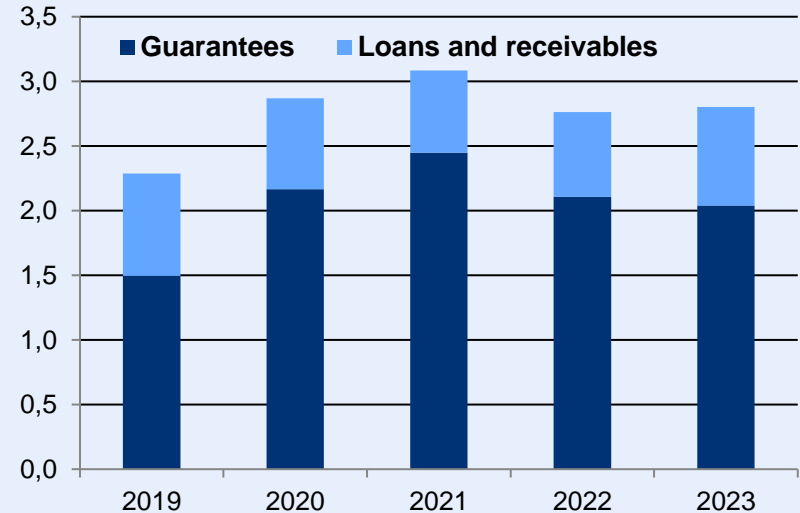


Business Review

SME and Midcap Financing

- Finnvera's mandate is to support the Finnish SME sector with focus on start-ups and growth companies.
- Credit and guarantee losses in SME and midcap financing annually amount to about 2-4% of total exposure.
- The State compensates 50% of Finnvera's losses from domestic operations so that Finnvera can take greater risks than those taken by commercial financial institutions.

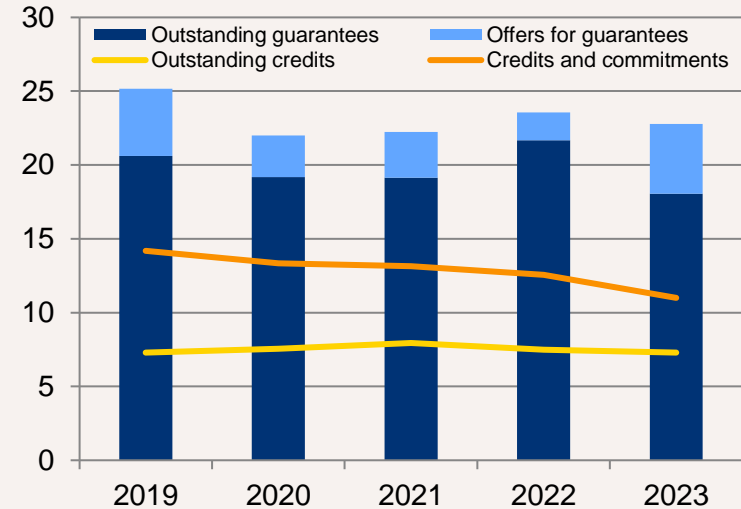
Exposure, EUR bn



Large Corporates

- For large corporates Finnvera provides export financing to ensure Finnish enterprises' competitiveness on the international export market.
- Finnvera's export credit guarantees provide Finnish exporters and financiers with cover for credit risks.
- Export credits provide long term financing to foreign buyers of Finnish capital goods.
- In 2023, Finnvera's export credit guarantees amounted to 7% of Finland's exports of goods.
- Realised losses in export credit guarantee and special guarantee operations have been minor.


Exposure, EUR bn



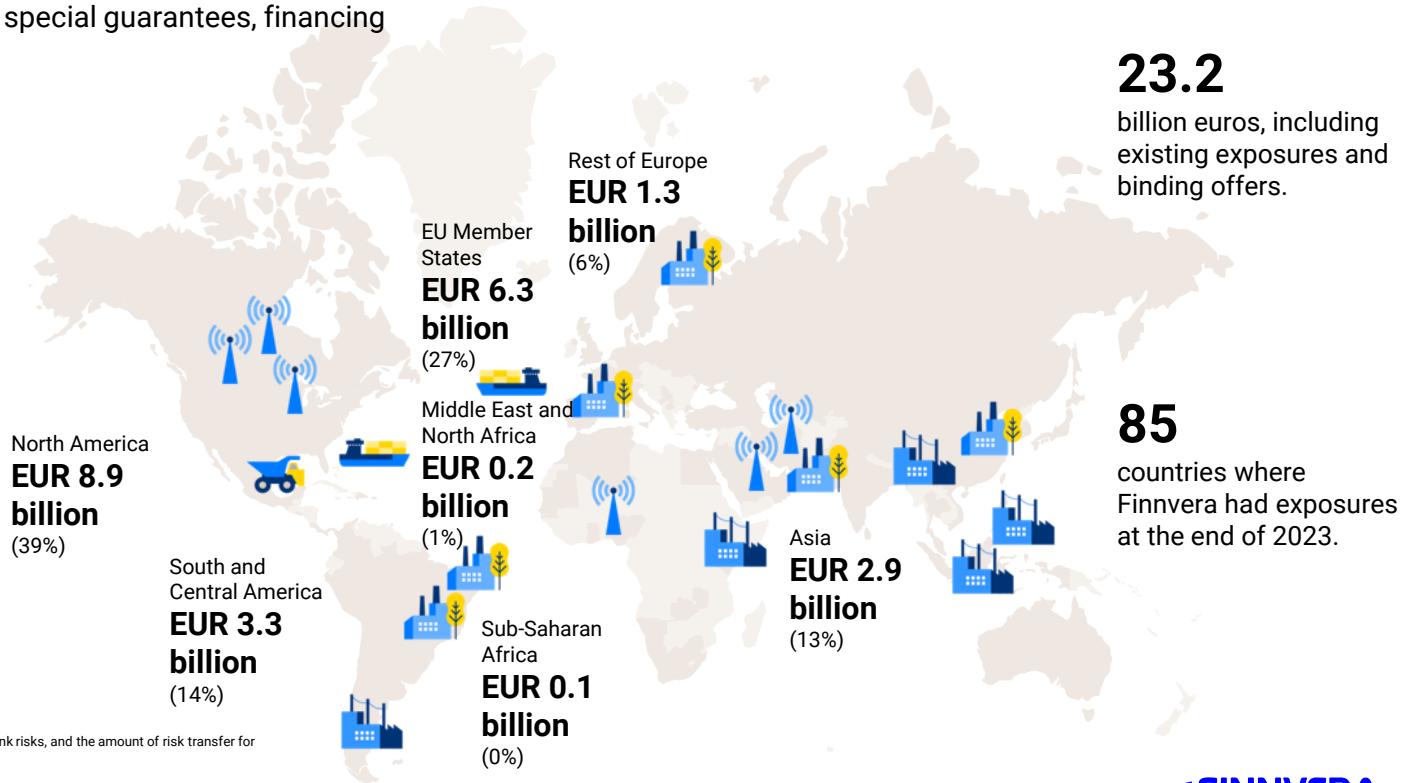
Finnvera as a provider of export financing

Total export credit and special guarantees, financing

Responsibilities by sector 31 Dec 2023



*Contains other risks, such as government and bank risks, and the amount of risk transfer for reinsurance.



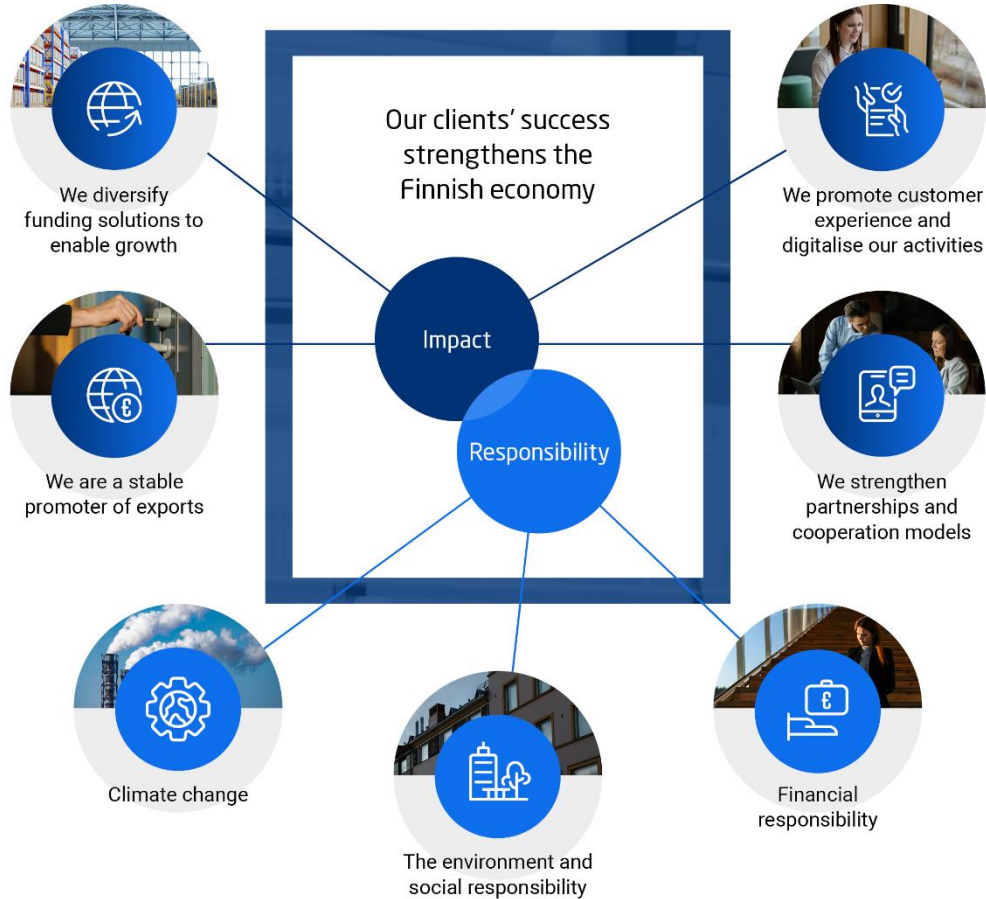
23.2

billion euros, including existing exposures and binding offers.

85

countries where Finnvera had exposures at the end of 2023.

ESG



ESG Strategy

Climate change mitigation in Finnvera's operations

Encouragement



We help our customers seize the opportunities created by climate change action by financing growth, exports and investments.

Goals realised

- Backed by the InvestEU guarantee programme, we provided climate and digitalisation loans for SMEs
- We developed climate criteria to identify export projects that have climate-positive features
- We defined incentives for projects meeting the climate criteria

Goals 2024

- We publish the climate target, criteria and incentives

Restrictions



Our sectoral policies exclude the most harmful projects for the climate.

Goals realised

- We restricted granting of export credit guarantees to the oil and gas sectors as of January 1 2023, with strictly limited exceptions
- We exclude coal-fired power plants and peat projects abroad from Finnvera's financing

Goals 2024

- We will update our oil and gas sectoral policy

Measurement and reporting



We set goals for as well as measure and report on the climate impacts of the projects we finance and of our own operations.

Goals realised

- We calculated the direct and indirect CO₂ emissions from our operations
- We reported emissions relating to our ship liabilities according to the Poseidon Principles
- We set a long-term target for reducing our climate impacts

Goals 2024

- We will define an emission reduction pathway to 2050 and start to measure our performance with a CO₂/EUR indicator against the 1.5 degree pathway

Influencing



We influence the regulatory framework of export financing.

Goals realised

- We influenced and acted in the OECD export credit negotiations as part of the E3F coalition, which aims for transparency in energy project financing

Goals 2024

- We will review joining the UN convened Net-Zero ECA Alliance

Risk management



We are integrating climate change risks into our key financing decisions and risk management.

Goals realised

- We included climate risks (transition and physical) as part of ES assessment reports and ESG risks as part of our company analysis
- We introduced the ESG traffic light model and report for domestic financing projects

Goals 2024

- We will integrate climate risk stress test as part of internal capital adequacy assessment process (ICAAP)

Competence



Sustainability is one of our strategic competences.

Goals realised

- CSRD training for the personnel as well as the management team and the Board of Directors
- Membership in the Finnish Business and Society (FIBS) enables sustainability training for the entire staff

Goals 2024

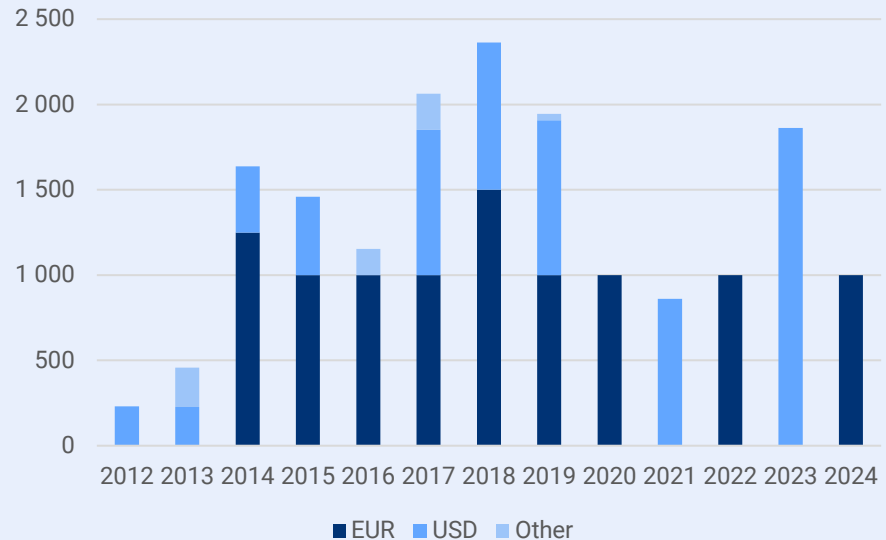
- Trainings on the new climate target, criteria and incentives
- FIBS membership and trainings continue

Funding

Long Term Funding

- Funding obtained by issuing debt under the EUR 15 billion EMTN program.
- The issues unconditionally and irrevocably guaranteed by the Republic of Finland.
- Planned long-term funding for 2024 is approximately EUR 1-2 billion
 - EUR 1 billion issue and/or
 - USD 1 billion issue
 - EUR 1 billion completed in May

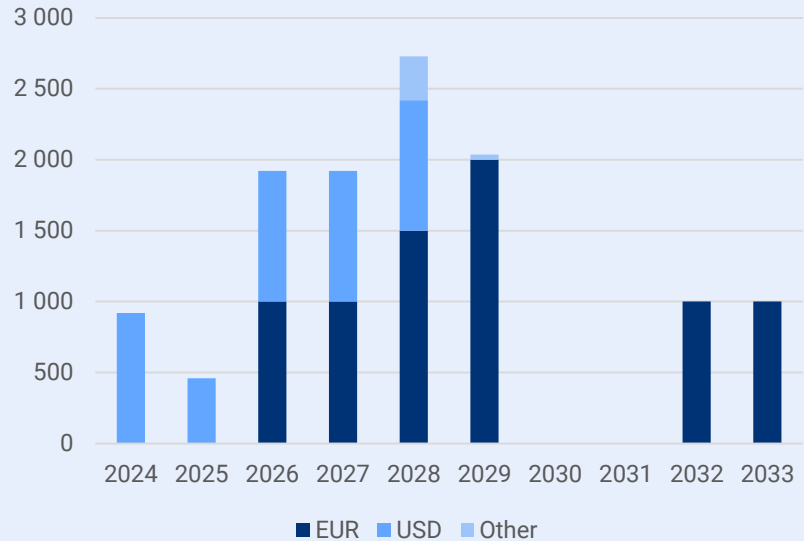
Annual EMTN funding volume, (EUR million)



Long Term Funding

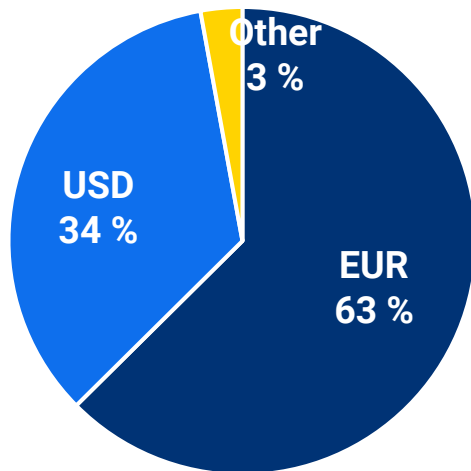
- Objective to maintain well defined secondary market curves in both EUR and USD.
- Investor demand and ALM policies also taken into account in selection of currency and maturity.
- LCR Level 1, CRR/BIS risk weight 0%, Solvency II 0%.
- EUR debt eligible for the Eurosystem's Public Sector Purchase Programme (PSPP).

Maturity of EMTN debt, (EUR million)



Long Term Funding

EMTN debt by currency Outstanding amount EUR 12 billion



Debt swapped into floating rate EUR or USD to match the currency and interest rate basis of assets.

Outstanding benchmark issues

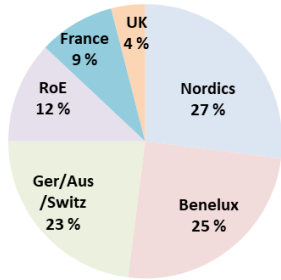
Issue date	Currency	Amount (Million)	Maturity date
May 22, 2024	EUR	1000	Aug 30, 2029
Oct 18, 2023	USD	1000	Mar 17, 2027
Jun 8, 2023	USD	1000	Jun 15, 2028
Sep 1, 2022	EUR	1000	Mar 8, 2028
Oct 20, 2021	USD	1000	Oct 27, 2026
Sep 8, 2020	EUR	1000	Sep 15, 2027
Oct 16, 2019	USD	1000	Oct 23, 2024
Apr 2, 2019	EUR	1000	Apr 9, 2029
Oct 31, 2018	EUR	500	Aug 7, 2028
Mar 7, 2018	EUR	1000	Jul 14, 2033
May 10, 2017	EUR	1000	May 17, 2032
Apr 6, 2016	EUR	1000	Apr 13, 2026
May 28, 2015	USD	500	Jun 4, 2025

Distribution of selected EMTN issues

05/2024: long 5y EUR 1bn 8/2029

Order book 2.5bn; Re-offer MS+8

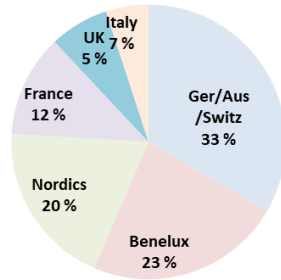
Distribution by geography



09/2022: long 5y EUR 1bn 3/2028

Order book 4.4bn; Re-offer MS-8

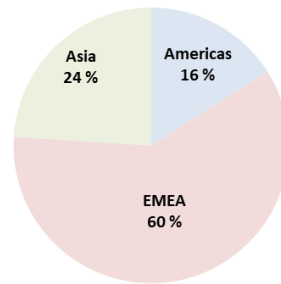
Distribution by geography



10/2023: 3y USD 1bn 3/2027

Order book 1.6bn; Re-offer SOFR+42

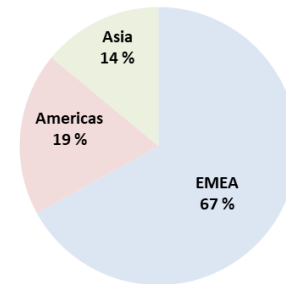
Distribution by geography



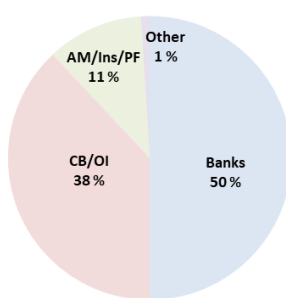
6/2023: 5y USD 1bn 6/2028

Order book 1.4bn; Re-offer SOFR+47

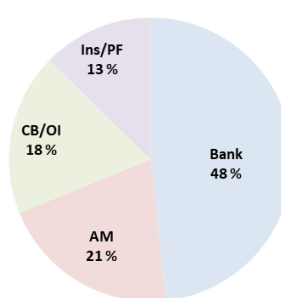
Distribution by geography



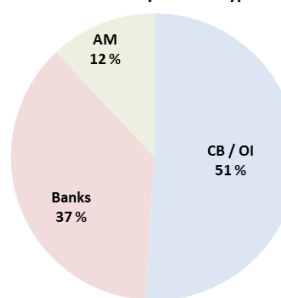
Distribution by investor type



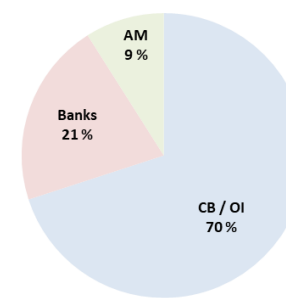
Distribution by investor type



Distribution by investor type



Distribution by investor type



ECP Short Term Funding

Explicit guarantee by the Republic of Finland

Programme launched	Q1/2022
Programme size	EUR 3 billion
Rating	Moody's: P-1 / Fitch: F1+
Dealers	Barclays, BofA & Citi
Currencies	EUR and USD
Target maturities	1M – 6M

Medium term target for outstanding amount
approximately EUR 1 billion



The Economic Outlook of the Finnish Economy

Finland in Numbers

Population



Population 2022

5 563 970

Live births 2022

44 951



Deaths 2022

63 219



Population density 1.1.2023



18.3

inhabitants/km²

Size of household-dwelling unit 2022

1 person

46%

2 persons

32%

3+ persons

22%



Economy

Enterprises having received business subsidies 2022

44 165



Industrial structure 2022 share of the employed

Services and administration

74%



Industry and construction

21%



Agriculture and forestry

4%



Total earnings of wage and salary earners 2021

Men

3 664

Women

3 034

euro per month median



GDP 2022 preliminary data

47 991

euro per inhabitant



Central government debt 2022

25 398

euro per inhabitant



Enterprises, 2021

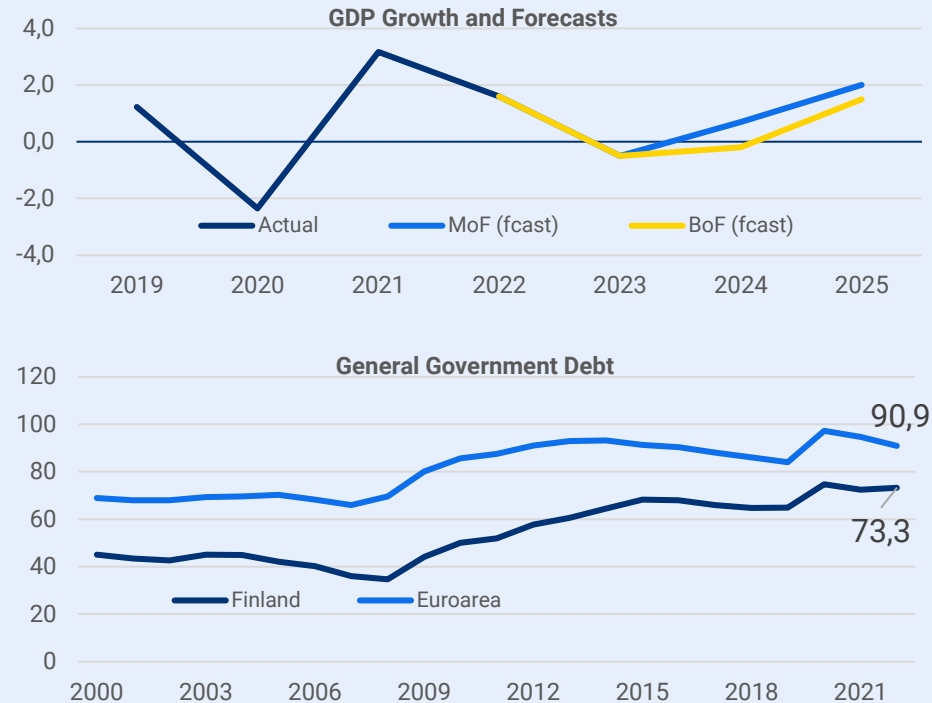
The group of statistical units in the structural business and financial statement statistics will be expanded starting from the statistical reference year 2021. Limitations concerning the operating time and size of enterprises have been removed from the definition of statistical units.

Industry	Enterprises	Personnel ¹⁾		Turnover € million
		%	Thousand	
Agriculture, forestry and fishing	131 321	23.4	40	3 009
Manufacturing	28 242	5.0	297	144 388
Construction	54 512	9.7	154	43 197
Wholesale and retail trade ²⁾	55 550	9.9	216	128 515
Transportation and storage	23 343	4.2	102	20 918
Accommodation and food service activities	15 751	2.8	45	5 699
Information and communication	20 270	3.6	95	25 482
Financial and insurance activities	14 721	2.6	42	33 211
Real estate activities	42 202	7.5	19	13 331
Professional, scientific and technical activities	66 109	11.8	107	18 093
Administrative and support service activities	23 107	4.1	124	12 808
Human health and social work	25 167	4.5	94	9 857
Other service activities	30 572	5.4	19	1 851
Other industries	31 308	5.5	49	28 389
Total	562 175	100	1 403	488 748
Size category of personnel				
0-4	526 027	93.6	201	63 871
5-9	16 937	3.0	109	26 800
10-19	9 654	1.7	129	34 242
20-49	6 003	1.1	179	50 031
50-99	1 965	0.3	135	45 555
100-249	953	0.2	144	53 162
250-499	348	0.1	118	42 804
500-999	171	0.0	120	41 779
1 000-	117	0.0	268	130 503
Total	562 175	100	1 403	488 748

¹⁾ Staff-years - ²⁾ Incl. repair of motor vehicles and motorcycles

Economic Outlook of Finland (1st of Feb)

- Economic growth has slowed in 2023 and is expected to remain muted in 2024.
- Transmission of monetary policy is fast in Finland due to widely used variable interest rates (usually Euribor rates).
- Labor market is still strong.
- Public debt is higher than in other Nordics, but lower than Euro area average.
- The direct negative effect on Russian exports/imports has thus far been mitigated.



Finnish Exports and Economy

- Total exports amount to roughly 40 % of GDP.
- Main trading partners are Germany, Sweden and the US.
- Trade with Russia has declined for a long time and is currently negligible.

Biggest import and export countries, 2022*

Imports by country of origin, exports by country of destination

Import country	€ million	%	Export country	€ million	%
Germany	11 900	12.9	Germany	9 561	11.7
Sweden	11 649	12.6	Sweden	8 780	10.7
China	8 468	9.2	United States	7 750	9.5
Norway	6 399	6.9	Netherlands	5 995	7.3
Russia	6 248	6.8	China	4 035	4.9
Netherlands	4 724	5.1	Estonia	3 514	4.3
United States	4 114	4.5	Great Britain	2 927	3.6
Estonia	3 445	3.7	Belgium	2 907	3.6
Poland	3 049	3.3	France	2 525	3.1
Italy	2 343	2.5	Poland	2 492	3.0
Other countries	30 028	32.5	Other countries	31 241	38.3
Total	92 366	100	Total	81 727	100

Imports and exports by product category

	2021 € million	2022* € million	2022* %
Total imports	72 936	92 366	100
Chemical industry products	13 227	17 698	19.2
Products from mining and quarrying	8 035	13 156	14.2
Electric and electronics industry products	10 416	12 036	13.0
Metal and metal products	7 328	10 016	10.8
Transport equipment	7 953	8 243	8.9
Other	25 977	31 218	33.8
Total exports	68 908	81 727	100
Chemical industry products	12 674	17 502	21.4
Forest industry products	13 037	14 459	17.7
Metal and metal products	11 448	14 320	17.5
Machinery and equipment	8 978	9 834	12.0
Electric and electronics industry products	7 721	9 317	11.4
Other	15 050	16 295	19.9
Trade balance	-4 027	-10 639	

Source: [Finnish Customs](#)

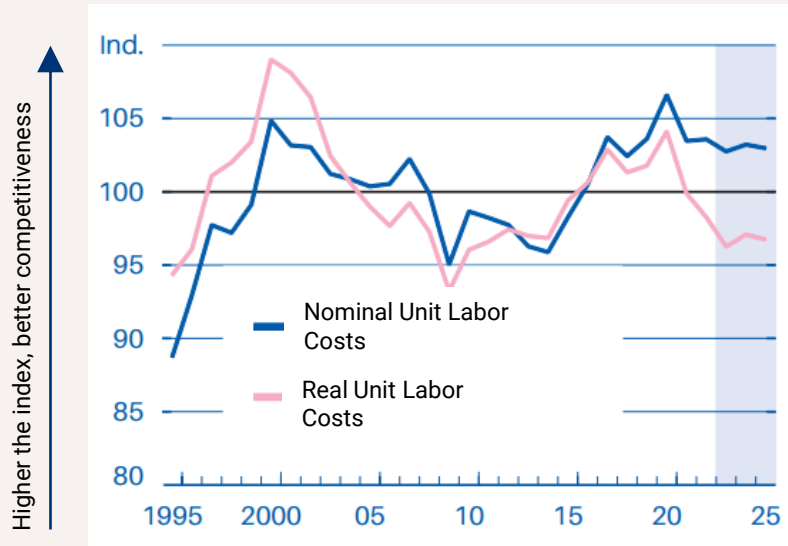
International comparison data

Country	Population, million	GNI per capita, USD, purchasing power adjusted 2021	Inflation, % 2022	Unem- ployment, % 2022
Finland	5.5	56 140	7.1	6.8
Sweden	10.4	60 990	8.4	7.4
Norway	5.4	84 240	5.8	3.2
Denmark	5.9	66 740	7.7	4.2
Iceland	0.4	56 230	8.3	3.8
Austria	8.9	59 480	8.5	4.7
Belgium	11.5	59 900	9.6	5.6
China	1 412.6	19 160	1.9	4.9
Czech Republic	10.7	43 950	15.1	2.4
Estonia	1.3	41 760	19.4	5.9
France	65.4	52 120	5.2	7.4
Germany	83.2	60 040	6.9	3.0
Greece	10.7	31 600	9.6	12.2
Hungary	9.7	35 650	14.6	3.4
Ireland	5.0	78 630	7.8	4.4
Israel	9.4	43 790	4.4	3.5
Italy	59.2	46 930	8.2	8.1
Latvia	1.9	33 580	17.3	6.4
Lithuania	2.8	41 750	19.7	5.6
Luxembourg	0.6	¹⁾ 84 010	6.3	4.7
Netherlands	17.5	63 340	10.0	3.5
Poland	37.8	36 330	14.3	2.6
Portugal	10.3	35 620	7.8	5.8
Spain	47.4	40 800	8.4	13.0
Switzerland	8.7	75 660	2.8	4.2
Türkiye	¹⁾ 83.6	30 000	72.3	10.0
Ukraine	41.4	13 860	20.1	²⁾ 9.8
United Kingdom	67.0	50 540	7.9	3.6
United States	331.9	70 480	8.0	3.6

¹⁾ 2020 - ²⁾ 2021

Sources: [UN](#); [ILO](#); [IMF](#); [OECD](#); [World Bank](#)

Cost Competitiveness Remains Stable



Source: [ETLA Economic Research](#)

- Cost competitiveness has been decent after 2016.
- Evolution of labor costs has contributed positively to competitiveness, exchange rate contribution has been negative, productivity has been lagging behind.

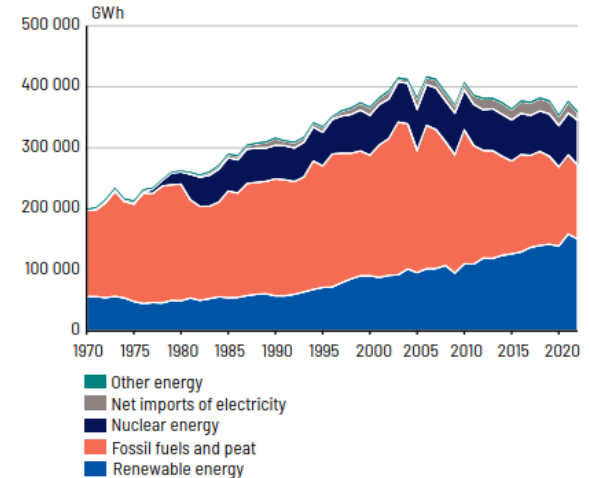
Energy Mix in Finland

- Considerable amount of green energy, which is a competitive advantage.
- Considerably more green investments in the pipeline, although current financial environment may postpone some projects.

Supply and total consumption of electricity, 2022*

Supply	GWh	%	Total consumption	GWh	%
Nuclear power	24 221	29.6	Industry and construction	36 341	44.5
Hydro power	13 354	16.3	Households and agriculture	24 307	29.7
Wind power	11 562	14.1	Services and public		
Solar power	380	0.5	consumption	17 825	21.8
Net imports	12 518	15.3	Transmission and		
Other heating power	19 679	24.0	distribution losses	3 241	4.0
Total	81 714	100	Total	81 714	100

Total energy consumption, 1970–2022*



Source: [Statistics Finland, Energy supply and consumption](#)



Thank you!

Finnvera and its subsidiary Finnish Export Credit are the official ECAs of Finland. We offer export financing solutions and export credit guarantees backed by the full faith and credit of the Republic of Finland in a flexible yet responsible manner. For more information, please see www.finnvera.fi.